




**MODELS 32, 33, 34**

**IN-SURE™  
PUSH-IN CONNECTORS**

**FEATURES/BENEFITS:**



- COMPACT SIZE FITS THROUGH 1/2" KO ALLOWS MORE WIRING OPTIONS
- LOW INSERTION FORCE MAY REDUCE RISK OF REPETITIVE TRAUMA INJURY
- WIDE WIRE RANGE FOR EASY INSTALLATION AT OEM AND IN FIELD
- TRANSPARENT SHELL ENABLES EASY VERIFICATION OF CONNECTION
- GROUND RATING ELIMINATES NEED FOR SPECIAL "GROUND" CONNECTOR

**ELECTRICAL:**

VOLTAGE  
GENERAL: 600 V MAX  
SIGNS/LUMINAIRES: 1000 V MAX

**MECHANICAL:**

18 AWG INSERTION FORCE: 3 LB (13 N) MAX  
1/2"KO (0.875" HOLE): ALL SIZES COMPLIANT

**PHYSICAL:**

HOUSING: NYLON/PC  
CONTACTS: COPPER  
PLATING: TIN  
TEMPERATURE: 105 C (221 F)  
STRIP LENGTH: 3/8-1/2" (9,5 - 13 mm)  
COLOR  
2-PORT: RED/TRANSPARENT  
3-PORT: ORANGE/TRANSPARENT  
4-PORT: YELLOW/TRANSPARENT

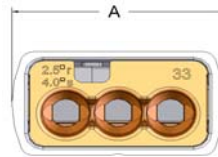
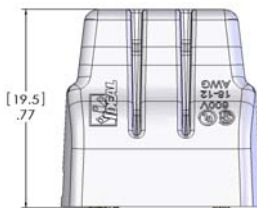
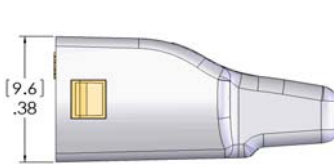
**STANDARDS & SPECIFICATIONS:**

UL 486C, UL 467 GROUNDING  
CSA C22.2 #188  
IEC 998-2-2  
CE CERTIFIED  
RoHS COMPLIANT  
UL 94V-2 FLAME RATING  
US PATENT 7,507,106  
US & FOREIGN PATENTS PENDING

**WIRE RANGE:**

	ALL MODELS
SOLID	12 -20 AWG
STRANDED	12-16 AWG (≤19 STRAND) 18 AWG (7 STRAND)
TIN BONDED	12 AWG (≤19 STRAND) 14 AWG (≤19 STRAND) 16 AWG (≤26 STRAND) 18 AWG (≤16 STRAND)

**DIMENSIONS:**



	A (in)	A (mm)
Model 32	0.52	13.2
Model 33	0.69	17.6
Model 34	0.82	20.9

**ORDERING INFO:**

CATALOG #	MODEL	# PORTS	PACKAGE TYPE:	WEIGHT LBS (KG):
30-1632	32	2	5,000 PIECE CARTON	20.1 (9,1)
30-1633	33	3	5,000 PIECE CARTON	24.9 (11,3)
30-1634	34	4	5,000 PIECE CARTON	34.0 (15.5)

**FACTORY CONTACT:**

ENGINEERED SOLUTIONS  
IDEAL INDUSTRIES, INC.  
BECKER PLACE SYCAMORE IL  
USA 60178  
P: 1-800-324-9571  
F: 1-888-222-6140  
E: oem@idealindustries.com

**SALES CONTACT:**