



Item# \_\_\_\_\_

Job \_\_\_\_\_



Utility Carts Series: MW100, MW500, and MW600

12.01



MW600 Series



MW100 Series



MW500 Series



## SUPER ERECTA SHELF® MW UTILITY CARTS — TWO-SHELF MODELS

- **Attractive** and thoroughly practical, these carts are offered as complete units, shipped knocked down, with all components packaged in a compact carton.
- **Super Erecta Shelf® Construction** makes units easy to assemble with absolute rigidity, and makes relocation of shelves quick and simple.
- **Choice of 21 Two-Shelf Models:** Three different shelf combinations, each in five to ten different models.  
**MW100 Series** — Two stainless steel flat shelves. Six sizes. Stainless steel handles except in smallest size.  
**MW500 Series** — One chrome wire shelf and one stainless steel flat shelf. Five sizes; chrome handles. Either shelf can be placed top or bottom.  
**MW600 Series** — Two wire shelves, chrome or stainless steel. Five sizes; ten models. Handle material matches shelves.
- **Wire Shelves:** Bright, modern, sanitary appearance. Open construction minimizes dust accumulation, maximizes visibility and air circulation.
- **Solid Shelves:** Ideal for transporting materials that require an expanse of flat surface. Raised ship's edge permits fast clean-up in case of liquid spills. Double thickness of 18-gauge steel at edges also gives rigidity and high strength.
- **Casters:** Standard-duty. 4LD 4" (102mm) diameter casters on carts 15 1/2" (393mm) and 18" (455mm) wide; 5LD 5" (127mm) diameter casters on carts 21" (530mm) and 24" (610mm) wide. See sheet #11.20 for additional information on casters.
- **Donut Bumpers**
- **One-Piece Handle**
- **Height:** 38" (965mm) floor to handle with 4" (102mm) casters; 39" (990mm) floor to handle with 5" (127mm) casters.
- **Replaceable Parts:** If any part of any cart is damaged by use, replacement parts are readily available and easily installed.
- **Accessories:** A wide variety is available to increase usefulness. See sheet #12.20.






InterMetro Industries Corporation  
North Washington Street  
Wilkes-Barre, PA 18705  
www.metro.com

Job \_\_\_\_\_

SUPER RECTA SHELF®  
 MW UTILITY CARTS — TWO-SHELF  
 MODELS



MW Carts (Two Shelf Models)



DIMENSIONS

Model	Width		Length		Approx. Pkd. Wt.		Shelves	Shelf Mat.	Handles	Casters	
	(in.)	(mm)	(in.)	(mm)	(lbs.)	(kg)				(in.)	(mm)
MW103	18	455	24	610	40	18.1	2-S	SS	SS	4	102
MW104	18	455	30	760	45	20.4	2-S	SS	SS	4	102
MW105	18	455	36	910	48	21.8	2-S	SS	SS	4	102
MW106	21	530	36	910	54	24.5	2-S	SS	SS	5	127
MW108	24	610	36	910	60	27.2	2-S	SS	SS	5	127
MW501	18	455	24	610	38	17.2	1-S	SS	Chrome	4	102
							1-W	Chrome			
MW502	18	455	30	760	40	18.1	1-S	SS	Chrome	4	102
							1-W	Chrome			
MW503	18	455	36	910	46	20.9	1-S	SS	Chrome	4	102
							1-W	Chrome			
MW504	21	530	36	910	51	23.1	1-S	SS	Chrome	5	127
							1-W	Chrome			
MW506	24	610	36	910	55	24.9	1-S	SS	Chrome	5	127
							1-W	Chrome			
MW601	18	455	24	610	34	15.4	2-W	Chrome	Chrome	4	102
MW602	18	455	24	610	34	15.4	2-W	SS	SS	4	102
MW603	18	455	30	760	37	16.8	2-W	Chrome	Chrome	4	102
MW604	18	455	30	760	37	16.8	2-W	SS	SS	4	102
MW605	18	455	36	910	40	18.1	2-W	Chrome	Chrome	4	102
MW606	18	455	36	910	39	17.7	2-W	SS	SS	4	102
MW607	21	530	36	910	44	20.0	2-W	Chrome	Chrome	5	127
MW608	21	530	36	910	44	20.0	2-W	SS	SS	5	127
MW611	24	610	36	910	47	21.3	2-W	Chrome	Chrome	5	127
MW612	24	610	36	910	46	20.9	2-W	SS	SS	5	127

S - Solid Shelving

W - Wire Shelving

SS - Stainless Steel

Manufactured by:

**InterMetro Industries Corp.**  
 North Washington Street  
 Wilkes-Barre, PA 18705

For Product Information, call 1-800-433-2232



**InterMetro Industries Corporation**  
 North Washington Street  
 Wilkes-Barre, PA 18705  
 www.metro.com

L02-054  
 Rev. 3/98 BJ  
 Printed in U.S.A.  
 Information and specifications are subject to change  
 without notice. Please confirm at time of order.