



# LOCTITE<sup>®</sup> 609

June 2004

## PRODUCT DESCRIPTION

LOCTITE<sup>®</sup> 609 provides the following product characteristics:

<b>Technology</b>	Acrylic
<b>Chemical Type</b>	Methacrylate ester
<b>Appearance (uncured)</b>	Green liquid <sup>LMS</sup>
<b>Fluorescence</b>	Positive under UV light <sup>LMS</sup>
<b>Components</b>	One component - requires no mixing
<b>Viscosity</b>	Low
<b>Cure</b>	Anaerobic
<b>Secondary Cure</b>	Activator
<b>Application</b>	Retaining
<b>Strength</b>	Medium

LOCTITE<sup>®</sup> 609 is designed for the bonding of cylindrical fitting parts. The product cures when confined in the absence of air between close fitting metal surfaces and prevents loosening and leakage from shock and vibration. Typical applications include rotor to shafts in fractional and subfractional horsepower motors. Locks bushings and sleeves in housings on shafts. Augments press fits.

### Mil-R-46082B

LOCTITE<sup>®</sup> 609 is tested to the lot requirements of Military Specification Mil-R-46082B.

### ASTM D5363

Each lot of adhesive produced in North America is tested to the general requirements defined in paragraphs 5.1.1 and 5.1.2 and to the Detail Requirements defined in section 5.2

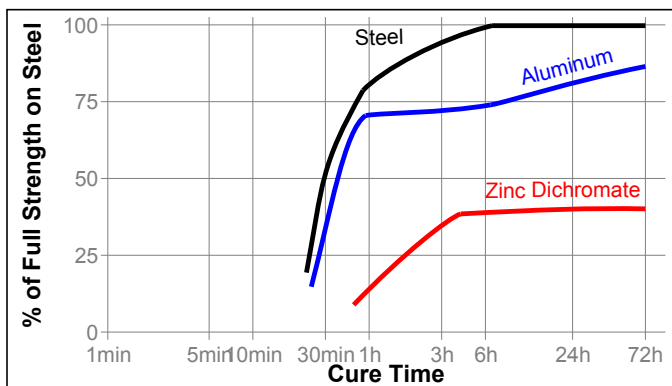
## TYPICAL PROPERTIES OF UNCURED MATERIAL

Specific Gravity @ 25 °C 1.10  
 Flash Point - See MSDS  
 Viscosity, Cannon Fenske #300, ISO 3104, mPa·s (cP) 110 to 140<sup>LMS</sup>

## TYPICAL CURING PERFORMANCE

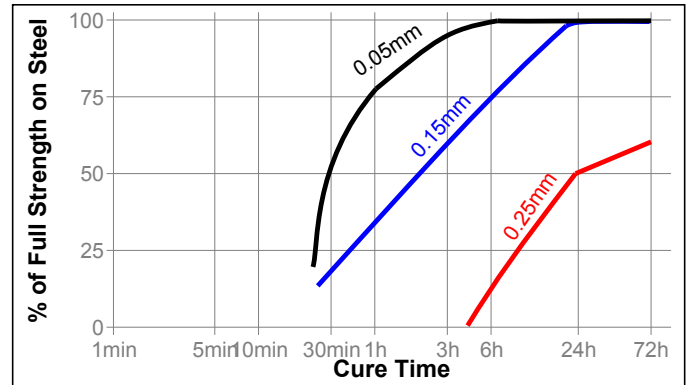
### Cure Speed vs. Substrate

The rate of cure will depend on the substrate used. The graph below shows the shear strength developed with time on steel pins and collars compared to different materials and tested according to ISO 10123.



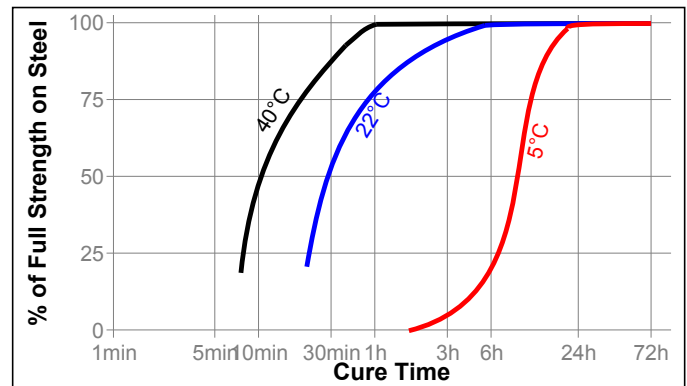
### Cure Speed vs. Bond Gap

The rate of cure will depend on the bondline gap. The following graph shows shear strength developed with time on steel pins and collars at different controlled gaps and tested according to ISO 10123.



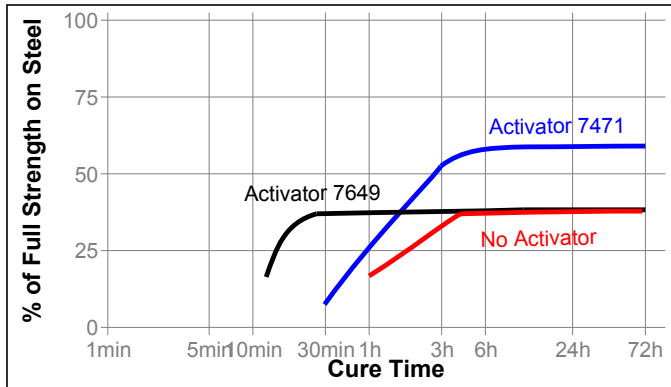
### Cure Speed vs. Temperature

The rate of cure will depend on the temperature. The graph below shows the shear strength developed with time at different temperatures on steel pins and collars and tested according to ISO 10123.



### Cure Speed vs. Activator

Where cure speed is unacceptably long, or large gaps are present, applying activator to the surface will improve cure speed. The graph below shows shear strength developed with time using Activator 7471 and 7649 on zinc dichromate steel pins and collars and tested according to ISO 10123.



## TYPICAL PROPERTIES OF CURED MATERIAL

### Physical Properties:

Coefficient of Thermal Expansion, ASTM D 696, K <sup>-1</sup>	80×10 <sup>-6</sup>
Coefficient of Thermal Conductivity, ASTM C 177, W/(m·K)	0.10
Specific Heat, kJ/(kg·K)	0.30
Elongation, at break, ASTM D 412, %	<2

## TYPICAL PERFORMANCE OF CURED MATERIAL

### Adhesive Properties

After 24 hours @ 22 °C

Compressive Shear Strength, ISO 10123: Steel pins and collars	N/mm <sup>2</sup> (psi)	≥15.80 <sup>LMS</sup> (≥2,290)
--	----------------------------	-----------------------------------

After 1 hour @ 22 °C

Compressive Shear Strength, ISO 10123: Steel pins and collars	N/mm <sup>2</sup> (psi)	≥10.30 <sup>LMS</sup> (≥1,490)
--	----------------------------	-----------------------------------

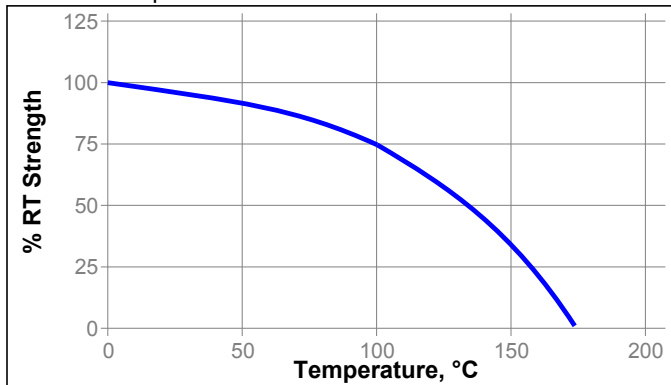
## TYPICAL ENVIRONMENTAL RESISTANCE

Cured for 1 week @ 22 °C

Compressive Shear Strength, ISO 10123: Steel pins and collars		
--	--	--

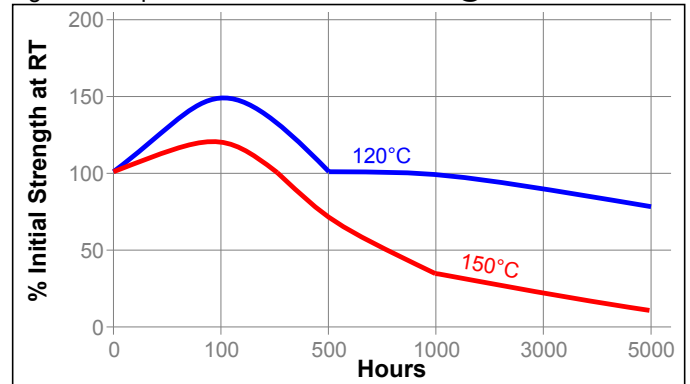
## Hot Strength

Tested at temperature



## Heat Aging

Aged at temperature indicated and tested @ 22 °C



## Chemical/Solvent Resistance

Aged under conditions indicated and tested @ 22 °C.

Environment	°C	% of initial strength		
		100 hr	500 hr	1000 hr
Motor Oil	125	100	100	100
Unleaded Gasoline	22	100	100	100
Brake fluid	22	100	100	100
Water Glycol 50/50	87	100	85	80
Ethanol	22	100	100	100
Acetone	22	100	100	85

## GENERAL INFORMATION

This product is not recommended for use in pure oxygen and/or oxygen rich systems and should not be selected as a sealant for chlorine or other strong oxidizing materials.

For safe handling information on this product, consult the Material Safety Data Sheet (MSDS).

Where aqueous washing systems are used to clean the surfaces before bonding, it is important to check for compatibility of the washing solution with the adhesive. In some cases these aqueous washes can affect the cure and performance of the adhesive.

This product is not normally recommended for use on plastics (particularly thermoplastic materials where stress cracking of the plastic could result). Users are recommended to confirm compatibility of the product with such substrates.

## Directions for use

### For Assembly

- For best results, clean all surfaces (external and internal) with a Loctite cleaning solvent and allow to dry.
- If the material is an inactive metal or the cure speed is to slow, spray with Activator 7471 or 7649 and allow to dry.
- Shake the product thoroughly before use.
- For Slip Fitted Assemblies**, apply adhesive around the leading edge of the pin and the inside of the collar and use a rotating motion during assembly to ensure good coverage.
- For Press Fitted Assemblies**, apply adhesive thoroughly to both bond surfaces and assemble at high press on rates.
- For Shrink Fitted Assemblies** the adhesive should be coated onto the pin, the collar should then be heated to create sufficient clearance for free assembly.

7. Parts should not be disturbed until sufficient handling strength is achieved.

#### For Disassembly

1. Apply localized heat to the assembly to approximately 250 °C. Disassemble while hot.

#### For Cleanup

1. Cured product can be removed with a combination of soaking in a Loctite solvent and mechanical abrasion such as a wire brush.

#### Loctite Material Specification<sup>LMS</sup>

LMS dated March 1, 2000. Test reports for each batch are available for the indicated properties. LMS test reports include selected QC test parameters considered appropriate to specifications for customer use. Additionally, comprehensive controls are in place to assure product quality and consistency. Special customer specification requirements may be coordinated through Henkel Loctite Quality.

#### Storage

Store product in the unopened container in a dry location. Storage information may be indicated on the product container labeling.

**Optimal Storage: 8 °C to 21 °C. Storage below 8 °C or greater than 28 °C can adversely affect product properties.**

Material removed from containers may be contaminated during use. Do not return product to the original container. Henkel Corporation cannot assume responsibility for product which has been contaminated or stored under conditions other than those previously indicated. If additional information is required, please contact your local Technical Service Center or Customer Service Representative.

#### Conversions

$(^{\circ}\text{C} \times 1.8) + 32 = ^{\circ}\text{F}$   
 $\text{kV/mm} \times 25.4 = \text{V/mil}$   
 $\text{mm} / 25.4 = \text{inches}$   
 $\text{N} \times 0.225 = \text{lb}$   
 $\text{N/mm} \times 5.71 = \text{lb/in}$   
 $\text{N/mm}^2 \times 145 = \text{psi}$   
 $\text{MPa} \times 145 = \text{psi}$   
 $\text{N}\cdot\text{m} \times 8.851 = \text{lb}\cdot\text{in}$   
 $\text{N}\cdot\text{mm} \times 0.142 = \text{oz}\cdot\text{in}$   
 $\text{mPa}\cdot\text{s} = \text{cP}$

#### Note

The data contained herein are furnished for information only and are believed to be reliable. We cannot assume responsibility for the results obtained by others over whose methods we have no control. It is the user's responsibility to determine suitability for the user's purpose of any production methods mentioned herein and to adopt such precautions as may be advisable for the protection of property and of persons against any hazards that may be involved in the handling and use thereof. In light of the foregoing, **Henkel Corporation specifically disclaims all warranties expressed or implied, including warranties of merchantability or fitness for a particular purpose, arising from sale or use of Henkel Corporation's products. Henkel Corporation specifically disclaims any liability for consequential or incidental damages of any kind, including lost profits.** The discussion herein of various processes or compositions is not to be interpreted as representation that they are free from domination of patents owned by others or as a license under any Henkel Corporation patents that may cover such processes or compositions. We recommend that each prospective user test his proposed application before repetitive use, using this data as a guide. This product may be covered by one or more United States or foreign patents or patent applications.

#### Trademark usage

LOCTITE is a trademark of Henkel Corporation

Reference 0.3



## EU Reportable Substances Declaration

**TO:** Our Valued Customer  
**DATE:** 09-28-2011

### Applicable Regulation:

EU Directive 2002/95/EC on the restriction of the use of certain hazardous substances in electrical and electronic equipment (RoHS), OJ 13.02.2003; Particularly Article 4.

### Declaration:

To the best of our knowledge, the product listed below does not contain any known or intentionally added substances that are banned or reportable in the EU Directive referenced above.

Loctite 609 Retaining Compound

### Disclaimer:

The information provided may not be based upon actual test data, but rather on information obtained from raw material supplier or vendor Material Safety Data Sheets. Compliance is based on de minimus levels of 0.1% for lead, hexavalent chromium, mercury, polybrominated biphenyls (PBB's) and polybrominated diphenyl ethers (PBDE's) and 0.01% for cadmium, as outlined in amendment 2005/618/EC (ratified August, 18<sup>th</sup> 2005).

Mary Lynn Burke  
Director  
Regulatory Affairs  
Henkel Corporation  
1001 Trout Brook Crossing  
Rocky Hill, Ct 06067

Rev. 5 (Updated Format for new website)  
04-17-2007