

All-Spec Industries

www.all-spec.com
sales@all-spec.com

PH: 800-537-0351
 FX: 800-379-9903

**Model
HS704-27MS**



Magnifier Attachment
 for 700 Series also available

HS704-27MS - Illuminated Halogen Magnifier

This magnifying lamp is based on our popular 700 Series of 20W lamps with an added feature, the gooseneck magnifier.

Features include:

- Intense 20W halogen bulb
- Flexible 27" gooseneck arm for easy light positioning
- Magnifier on additional 20" gooseneck arm for easy adjustment
- Distortion free lens with 2X magnification (4 diopter)

	Standard	Optional
Power supply	120V	230V (Euro plug)
Arm Length	27" lamp - 20" lens	-
Lamp Head	Straight neck	Swivel Joint, Quick Detach, Fixed Right Angle
Lens/Filter	Clear	Frosted, Red, UV, Blue
Base	Table	C-Clamp
Switch	Rocker switch on base	Button switch on head
Dimmer	No	No
Cord	7' SJT	-
Safety Class (Int'l)	IP20	-
Color	Matte black	Off-white

RLM Series - Illuminated Fluorescent Magnifier

The RLM Series of magnifying lights offers superior light intensity for detailed inspection.

Features include:

- Magnification of 2.25X (5 diopter)
- 22W fluorescent ring light with low heat emission
- Optional 2.25X add-on lens available

	Standard	Optional
Power Supply	120V	230V (Euro plug)
Arm Length	32"	-
Base	C-clamp	Trolley base
Switch	Rocker switch head	-
Cord	6'	-
Color	Off white	-



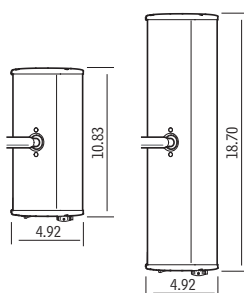
RLM Series Magnifier

CLB Series Work Lights

The CLB Series of work lights is ideal for workbench applications. This flicker-free fluorescent light is easy to adjust and is equipped with spring-loaded joints that ensure the lamp stays exactly where it is needed. Optional C-clamp mounting available.

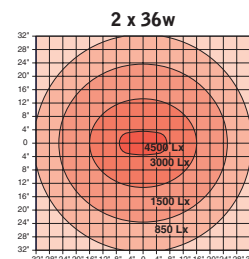
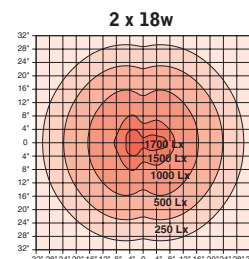
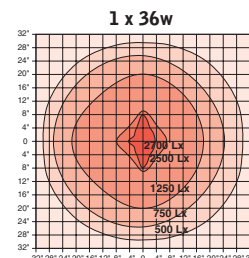
Features include:

- Bright, powerful daylight quality illumination
- Adjustable lamp head for easy light positioning
- Total arm length of 44 inches
- Choice of different power configurations including 2 x 18, 2 x 36, or 1 x 36 watts



CLB Series

CLB Series Lux Tables



All Measured at 16"

CLM Series Magnifying Lights

The CLM Series is a high quality magnifying light that offers superior illumination backed by solid construction. The CLM is easy to adjust offering an ergonomic handle and individually adjustable magnifying lens. In addition, the unit offers distortion-free magnification and is equipped with a fluorescent flicker-free light source. Optional C-clamp mounting available.

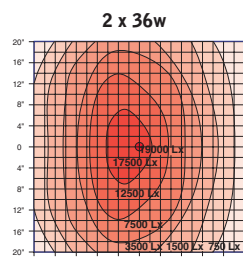
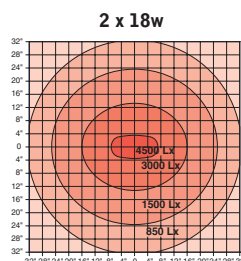
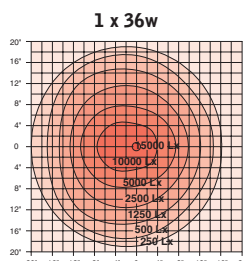
Features include:

- Easily adjustable magnifying lens
- Distortion-free magnification at 1.75X
- Total arm length of 44 inches
- Choice of different power configurations including 2 x 18, 2 x 36, or 1 x 36 watts



CLM Series

CLM Series Lux Tables



All Measured at 16"

