

# LOCTITE<sup>®</sup> HY 4080™

May 2017

## PRODUCT DESCRIPTION

LOCTITE<sup>®</sup> HY 4080™ provides the following product characteristics:

<b>Technology</b>	Cyanoacrylate / Acrylic Hybrid
Chemical Type (Part A)	Cyanoacrylate
Chemical Type (Part B)	Methacrylate
Appearance - Part A	Clear to slightly hazy <sup>LMS</sup>
Components	Two components - requires mixing
Appearance - Part B	White to off-white paste <sup>LMS</sup>
Appearance (Mixed)	Opaque to slightly yellow
Mix Ratio, by volume - Part A: Part B	1 : 1
Viscosity	High, thixotropic
<b>Application</b>	Bonding wide range of materials
<b>Cure</b>	Two component cure after mixing
Specific Benefit	<ul style="list-style-type: none"> <li>• Substrate versatility</li> <li>• Medium fixture time</li> <li>• Excellent impact resistance</li> </ul>

LOCTITE<sup>®</sup> HY 4080™ is a two component structural Hybrid adhesive that provides toughness and excellent adhesion to metals, composites, and plastics. This product provides fast fixture at room temperature and high operational strength within the first hour. This product has good resistance to peel and impact loads while maintaining its high shear strength over a wide range of temperatures and in larger gaps.

## TYPICAL PROPERTIES OF UNCURED MATERIAL

### Part A:

Specific Gravity, g/cm <sup>3</sup>	1.06 to 1.11
Viscosity @ 25°C, mPa·s (cP)	
Cone & Plate Rheometer:	
Shear rate 100 s <sup>-1</sup>	4,000 to 11,000 <sup>LMS</sup>

Flash Point - See SDS

### Part B:

Specific Gravity, g/cm <sup>3</sup>	1.09 to 1.13
Viscosity @ 25°C, mPa·s (cP)	
Cone & Plate Rheometer:	
Shear rate 20 s <sup>-1</sup>	45,000 to 75,000 <sup>LMS</sup>

Flash Point - See SDS

## TYPICAL CURING PERFORMANCE

Curing is initiated on mixing the Part A and Part B components. Handling strength is achieved rapidly; full strength is achieved over time.

### Open Time

On part life @ 25°C minutes	10
-----------------------------	----

### Fixture Time

Fixture time is defined as the time to develop a shear strength of 0.1 N/mm<sup>2</sup>.

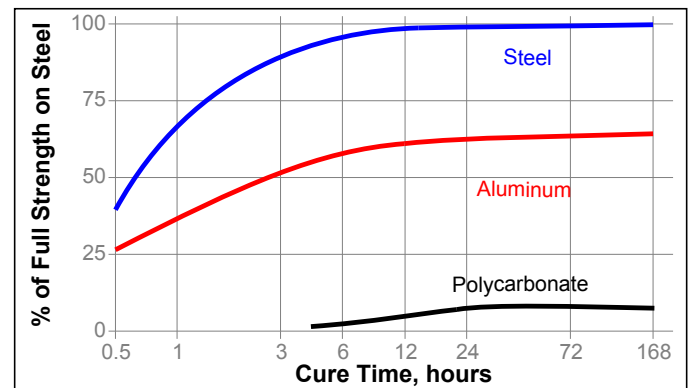
Fixture Time, minutes:	
Grit Blasted Mild Steel, 0.05 mm gap	10
Aluminum, 0.05 mm gap	10
Aluminum, 2 mm gap	12

### Peak Exotherm Temperature

Peak Exotherm Temperature, 20 gram mass:	
Peak Temperature Time, seconds	313
Peak Temperature, °C	158

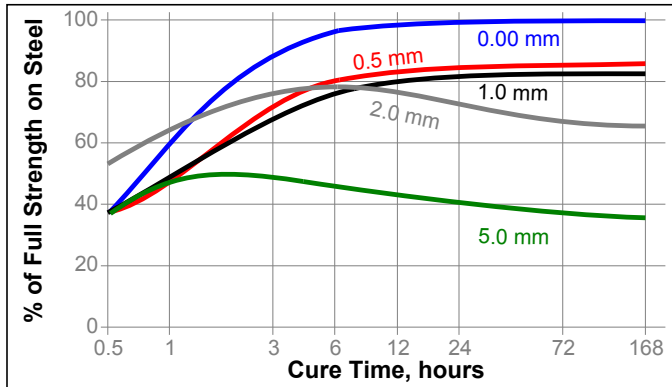
## Cure Speed vs. Substrate

The rate of cure will depend on the substrate used. The graph below shows the shear strength developed with time on steel lap shears compared to different materials and tested according to ISO 4587.



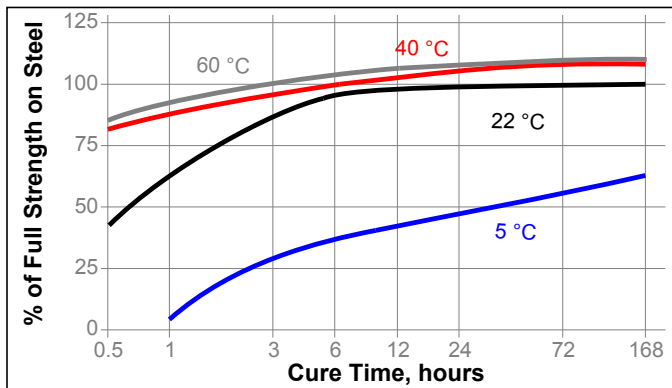
**Cure Speed vs. Bond Gap**

The rate of cure will depend on the bondline gap. The following graph shows the shear strength developed with time on grit blasted mild steel lap shears at different controlled gaps and tested according to ISO 4587.



**Cure Speed vs. Temperature**

The rate of cure will depend on the ambient temperature. The graph below shows the shear strength developed with time at different temperatures on grit blasted mild steel lap shears and tested according to ISO 4587.



**TYPICAL PROPERTIES OF CURED MATERIAL**

Cured for 1 week @ 22 °C

**Physical Properties:**

Glass Transition Temperature, ISO 11359-2, °C	48 to 76
Coefficient of Thermal Expansion, ISO 11359-2 K <sup>-1</sup> :	
Below Tg (46 to 76°C)	143×10 <sup>-06</sup>
Above Tg (46 to 76°C)	202×10 <sup>-06</sup>
Linear Shrinkage, ASTM D 792 %	4.7
Shore Hardness, ISO 868, Durometer D	72
Tensile Strength, at break, ISO 527-3	N/mm <sup>2</sup> 11.3 (psi) (1,639)
Tensile Modulus, ISO 527-3	N/mm <sup>2</sup> 355 (psi) (51,475)
Elongation, at break, ISO 527-3, %	80

**TYPICAL PERFORMANCE OF CURED MATERIAL**

**Adhesive Properties**

Cured for 1 week @ 22 °C

Impact Strength, ISO 9653, kJ/m<sup>2</sup> :

4.1

"T" Peel Strength, ISO 11339:

Steel (grit blasted)	N/mm	7.0
	(lb/in)	(40)
Aluminum (grit blasted)	N/mm	5.0
	(lb/in)	(29)

**Shear Strength:**

Lap Shear Strength, ISO 4587:

Mild steel (grit blasted)	N/mm <sup>2</sup>	25.6
	(psi)	(3,670)
Mild Steel (abraded)	N/mm <sup>2</sup>	24.6
	(psi)	(3,570)
Aluminum (abraded)	N/mm <sup>2</sup>	15.7
	(psi)	(2,290)
Aluminum (etched)	N/mm <sup>2</sup>	20.4
	(psi)	(2,960)
Zinc dichromate	N/mm <sup>2</sup>	17.2
	(psi)	(2,120)
ABS	N/mm <sup>2</sup>	3.8
	(psi)	(550)
Phenolic	N/mm <sup>2</sup>	5.7
	(psi)	(830)
Polycarbonate	N/mm <sup>2</sup>	2.4
	(psi)	(350)
Nitrile	N/mm <sup>2</sup>	0.4
	(psi)	(60)
Wood (Oak)	* N/mm <sup>2</sup>	7.3
	* (psi)	(1,060)
Epoxy	N/mm <sup>2</sup>	10.0
	(psi)	(1,450)
PVC	* N/mm <sup>2</sup>	11.5
	* (psi)	(1,670)
PMMA	* N/mm <sup>2</sup>	6.7
	* (psi)	(970)

\* substrate failure

**TYPICAL ENVIRONMENTAL RESISTANCE**

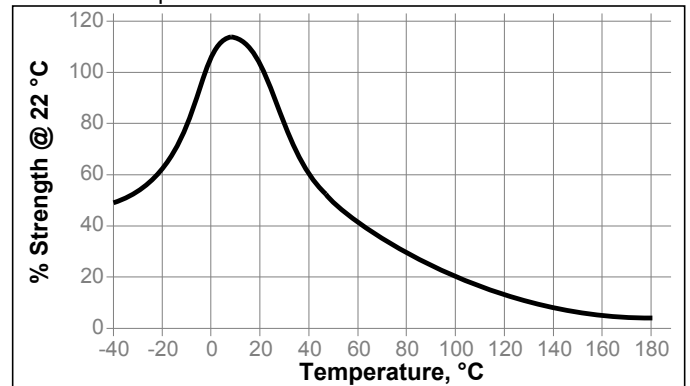
Cured for 1 week @ 22 °C

Lap Shear Strength, ISO 4587:

Mild Steel (grit blasted)

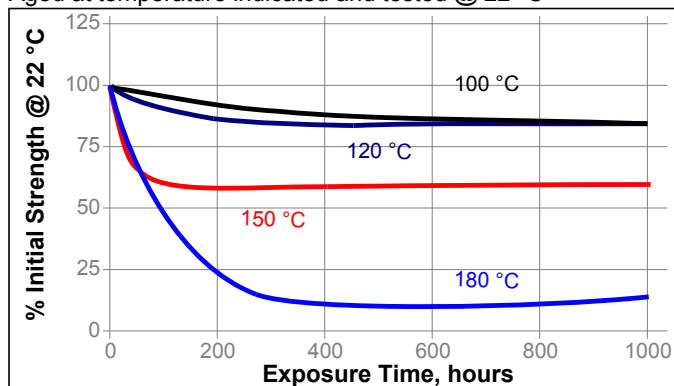
**Hot Strength**

Tested at temperature



**Heat Aging**

Aged at temperature indicated and tested @ 22 °C

**Chemical/Solvent Resistance**

Aged under conditions indicated and tested @ 22 °C.

Environment	°C	% of initial strength		
		100 h	500 h	1000 h
Motor oil	22	100	100	110
Unleaded gasoline	22	85	75	60
Ethanol	22	85	80	65
Isopropanol	22	90	85	85
Water	22	85	70	65
Water	60	45	35	30
Water/glycol	22	90	85	85
98% RH	40	70	50	50
95% RH	65	50	30	25

Lap Shear Strength, ISO 4598:

Aluminum

Environment	°C	% of initial strength		
		100 h	500 h	1000 h
95% RH	65	40	30	15

Lap Shear Strength, ISO 4598:

Polycarbonate

Environment	°C	% of initial strength		
		100 h	300 h	500 h
98% RH	40	95	60	40

**GENERAL INFORMATION**

**This product is not recommended for use in pure oxygen and/or oxygen rich systems and should not be selected as a sealant for chlorine or other strong oxidizing materials.**

**For safe handling information on this product, consult the Safety Data Sheet (SDS).**

Where aqueous washing systems are used to clean the surfaces before bonding, it is important to check for compatibility of the washing solution with the adhesive. In some cases these aqueous washes can affect the cure and performance of the adhesive.

**Directions for use:**

- Bond areas should be clean and free from grease. Clean all surfaces with a Loctite® cleaning solvent and allow to dry.
- To use, Part A and Part B must be blended. Product can be applied directly from dual cartridge by dispensing through the mixer head supplied.
- 50g Dual Cartridge:** Stand dual cartridge upright for 1 minute. Keeping the cartridge in an upright position, insert it into the application gun, remove cap and expel a small amount of adhesive to be sure both sides are flowing evenly and freely. Attach the mixing nozzle.
- 400g Dual Cartridge:** Stand dual cartridge upright for 1 minute. Remove the cartridge cap and locking ring, attach the mixing nozzle and secure with the locking ring. Load cartridge into the application gun so that the yellow label on cartridge is visible above the nozzle. Holding the application gun at a 45° angle, with the nozzle tip pointing upwards, begin dispensing the adhesive until the product reaches the nozzle tip.  
**NOTE:** A pneumatic application gun is required to apply the product from the 400g dual cartridge at a maximum dispense pressure of 2 bar.
- Dispense and discard a bead as long and as wide as the mixing nozzle, to ensure sufficient mixing.
- Apply the mixed adhesive to one of the bond surfaces to be joined. Parts should be assembled immediately after the mixed adhesive has been applied.
- Bonds should be held fixed or clamped until adhesive has fixtured.
- Keep assembled parts from moving during cure. The bond should be allowed to develop full strength before subjecting to any service load (typically 24 hours).

**Color**

Color variation is possible between the batches and will not affect the performance of the product.

**Loctite Material Specification<sup>LMS</sup>**

LMS dated May 25, 2016 (Part A) and LMS dated May 17, 2016 (Part B). Test reports for each batch are available for the indicated properties. LMS test reports include selected QC test parameters considered appropriate to specifications for customer use. Additionally, comprehensive controls are in place to assure product quality and consistency. Special customer specification requirements may be coordinated through Henkel Loctite Quality.

**Storage**

Store product in the unopened container in a dry location. Storage information may be indicated on the product container labeling.

**Optimal Storage: 2 °C to 8 °C. Storage below 2 °C or greater than 8 °C can adversely affect product properties.** Material removed from containers may be contaminated during use. Do not return product to the original container. Henkel Corporation cannot assume responsibility for product which has been contaminated or stored under conditions other than those previously indicated. If additional information is required, please contact your local Technical Service Center or Customer Service Representative.

**Conversions**

$(^{\circ}\text{C} \times 1.8) + 32 = ^{\circ}\text{F}$   
 $\text{kV/mm} \times 25.4 = \text{V/mil}$   
 $\text{mm} / 25.4 = \text{inches}$   
 $\mu\text{m} / 25.4 = \text{mil}$   
 $\text{N} \times 0.225 = \text{lb}$   
 $\text{N/mm} \times 5.71 = \text{lb/in}$   
 $\text{N/mm}^2 \times 145 = \text{psi}$   
 $\text{MPa} \times 145 = \text{psi}$   
 $\text{N}\cdot\text{m} \times 8.851 = \text{lb}\cdot\text{in}$   
 $\text{N}\cdot\text{m} \times 0.738 = \text{lb}\cdot\text{ft}$   
 $\text{N}\cdot\text{mm} \times 0.142 = \text{oz}\cdot\text{in}$   
 $\text{mPa}\cdot\text{s} = \text{cP}$

Reference 0.0

**Note:**

The information provided in this Technical Data Sheet (TDS) including the recommendations for use and application of the product are based on our knowledge and experience of the product as at the date of this TDS. The product can have a variety of different applications as well as differing application and working conditions in your environment that are beyond our control. Henkel is, therefore, not liable for the suitability of our product for the production processes and conditions in respect of which you use them, as well as the intended applications and results. We strongly recommend that you carry out your own prior trials to confirm such suitability of our product.

Any liability in respect of the information in the Technical Data Sheet or any other written or oral recommendation(s) regarding the concerned product is excluded, except if otherwise explicitly agreed and except in relation to death or personal injury caused by our negligence and any liability under any applicable mandatory product liability law.

**In case products are delivered by Henkel Belgium NV, Henkel Electronic Materials NV, Henkel Nederland BV, Henkel Technologies France SAS and Henkel France SA please additionally note the following:**

In case Henkel would be nevertheless held liable, on whatever legal ground, Henkel's liability will in no event exceed the amount of the concerned delivery.

**In case products are delivered by Henkel Colombiana, S.A.S. the following disclaimer is applicable:**

The information provided in this Technical Data Sheet (TDS) including the recommendations for use and application of the product are based on our knowledge and experience of the product as at the date of this TDS. Henkel is, therefore, not liable for the suitability of our product for the production processes and conditions in respect of which you use them, as well as the intended applications and results. We strongly recommend that you carry out your own prior trials to confirm such suitability of our product.

Any liability in respect of the information in the Technical Data Sheet or any other written or oral recommendation(s) regarding the concerned product is excluded, except if otherwise explicitly agreed and except in relation to death or personal injury caused by our negligence and any liability under any applicable mandatory product liability law.

**In case products are delivered by Henkel Corporation, Resin Technology Group, Inc., or Henkel Canada Corporation, the following disclaimer is applicable:**

The data contained herein are furnished for information only and are believed to be reliable. We cannot assume responsibility for the results obtained by others over whose methods we have no control. It is the user's responsibility to determine suitability for the user's purpose of any production methods mentioned herein and to adopt such precautions as may be advisable for the protection of property and of persons against any hazards that may be involved in the handling and use thereof. In light of the foregoing, **Henkel Corporation specifically disclaims all warranties expressed or implied, including warranties of merchantability or fitness for a particular purpose, arising from sale or use of Henkel Corporation's products. Henkel Corporation specifically disclaims any liability for consequential or incidental damages of any kind, including lost profits.** The discussion herein of various processes or compositions is not to be interpreted as representation that they are free from domination of patents owned by others or as a license under any Henkel Corporation patents that may cover such processes or compositions. We recommend that each prospective user test his proposed application before repetitive use, using this data as a guide. This product may be covered by one or more United States or foreign patents or patent applications.

**Trademark usage:** [Except as otherwise noted] All trademarks in this document are trademarks and/or registered trademarks of Henkel and its affiliates in the U.S. and elsewhere.